

KUZMAN

FOREST PRODUCTS



**PRODUCT
CATALOG**

WESTERN RED CEDAR

1

BOARDS

GRADE	SIZE	KD	GRN	S4S	S1S2E	RGH
Tight Knot	1X2	•	•		•	
	1X3	•	•		•	
	1X4	•	•		•	
	1X6	•	•		•	
	1X8	•	•		•	
	1X10	•	•		•	
	1X12	•	•		•	
	5/4X3	•	•		•	
	5/4X4	•	•		•	
	5/4X6	•	•		•	
	5/4X8	•	•		•	
	5/4X10	•	•		•	
	5/4X12	•	•		•	
C & BETTER (10-15%D)	1X1	•	•		•	
	1X2		•		•	
	1X3		•		•	
	1X4		•		•	
	1X6		•		•	
	1X8		•		•	
	1X10		•		•	
	1X12		•		•	
	5/4X3		•		•	
	5/4X4		•		•	
	5/4X6		•		•	
	5/4X8		•		•	
	5/4X10		•		•	
5/4X12		•		•		
A & BETTER (10-15%B)	1X2	•			•	
	1X3	•			•	
	1X4	•			•	
	1X6	•			•	
	1X8	•			•	
	1X10	•			•	
	1X12	•			•	
	5/4X3	•			•	
	5/4X4	•			•	
	5/4X6	•			•	
	5/4X8	•			•	
	5/4X10	•			•	
	5/4X12	•			•	

2 WESTERN RED CEDAR

DECKING AND TRIM

GRADE	SIZE	KD	GRN	S4S	S1S2E	RGH
Tight Knot	2X2X3'	•	•	•	•	•
	2X2X42"	•	•	•	•	•
	2X2X4'	•	•	•	•	•
	2X2	•	•	•	•	•
	2X3	•	•	•	•	•
	2X4	•	•	•	•	•
	2X6	•	•	•	•	•
	2X8	•	•	•	•	•
	2X10	•	•	•	•	•
	2X12	•	•	•	•	•
C & BETTER (10-15%D)	2X2X3'	•	•	•	•	•
	2X2X42"	•	•	•	•	•
	2X2X4'	•	•	•	•	•
	2X2	•	•	•	•	•
	2X3	•	•	•	•	•
	2X4	•	•	•	•	•
	2X6	•	•	•	•	•
	2X8	•	•	•	•	•
	2X10	•	•	•	•	•
	2X12	•	•	•	•	•
A & BETTER (10-15%B)	2X2	•		•		
	2X3	•		•		
	2X4	•		•		
	2X6	•		•		
	2X8	•		•		
	2X10	•		•		
	2X12	•		•		
A & BETTER (10-15%B)	2X4 Square Back	•			•	
	2X6 Square Back	•			•	
	2X8 EE Back	•			•	
	2X10 EE Back	•			•	
	2X12 EE Back	•			•	



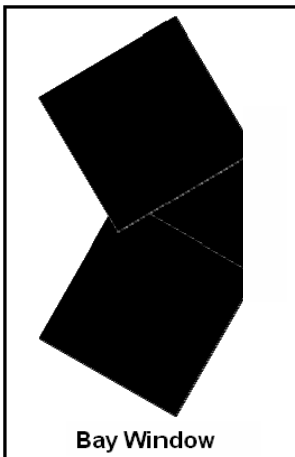
WESTERN RED CEDAR

DECKING AND TRIM

GRADE	SIZE	KD	GRN	S4S	S1S2E
Tight Knot	2X4 Radius Edges, Kerfed Back		•	•	
	2X6 Radius Edges, Kerfed Back		•	•	
	5/4X4 Radius Edges		•	•	
	5/4X6 Radius Edges		•	•	

C & Better (10-15%D)	2X4 Bay Window/45°		•		
	2X4 Outside Corner/90°		•		
	2X4 Bay Window/45° FJ Primed, 20' w/trimbacks	•			
	2X4 Outside Corner/90° FJ Primed, 20' w/trimbacks	•			
	2X6 Keyhole Handrail			•	

GRADE	SIZE	KD	S4S	S1S2E	PRIMED	UNPRIMED
A & Better (10-15%B)	1X2 Finger Jointed	•		•	•	•
	1X3 Finger Jointed	•		•	•	•
	1X4 Finger Jointed	•		•	•	•
	1X6 Finger Jointed	•		•	•	•
	1X8 Finger Jointed	•		•	•	•
	1X10 Finger Jointed	•		•	•	•
	1X12 Finger Jointed	•		•	•	•
	5/4X4 Finger Jointed	•		•	•	•
	5/4X6 Finger Jointed	•		•	•	•
	5/4X8 Finger Jointed	•		•	•	•
	5/4X10 Finger Jointed	•		•	•	•
	5/4X12 Finger Jointed	•		•	•	•
	2X4 Finger Jointed	•	•	•	•	•
	2X6 Finger Jointed	•	•	•	•	•
	2X8 Finger Jointed	•	•	•	•	•
2X10 Finger Jointed	•	•	•	•	•	
2X12 Finger Jointed	•	•	•	•	•	



WESTERN RED CEDAR

SIDING

GRADE	SIZE	KD	GRN	PATTERN
Tight Knot <small>WCLB 111E(10-15%111F)</small>	1X6	•	•	Channel Siding WC-141, Resawn Face, Edge Vee Back
	1X8	•	•	Channel Siding WC-141, Resawn Face, Edge/Ctr Vee Back
	1X10	•	•	Channel Siding WC-141, Resawn Face, Edge/Ctr Vee Back
A & Better <small>(10-15% B)</small>	1X6	•	•	Channel Siding WC-141, Resawn Face, Edge Vee Back
	1X8	•	•	Channel Siding WC-141, Resawn Face, Edge/Ctr Vee Back
	1X10	•	•	Channel Siding WC-141, Resawn Face, Edge/Ctr Vee Back
Tight Knot <small>WCLB 111E(10-15%111F)</small>	1X6	•	•	WC-105, Resawn Face
	1X8	•	•	WC-105, Resawn Face
Tight Knot <small>WCLB 111E(10-15%111F)</small>	11/16X6	•		Bevel Siding, Resawn Face
	11/16X8	•		Bevel Siding, Resawn Face
	11/16X6	•		Rabbeted Bevel Siding, Resawn Face
	11/16X8	•		Rabbeted Bevel Siding, Resawn Face
	3/4X10	•		Bevel Siding, Resawn Face
	5/4X6	•		Rabbeted Bevel Siding, Resawn Face
	5/4X8	•		Rabbeted Bevel Siding, Resawn Face
	5/4X10	•		Rabbeted Bevel Siding, Resawn Face



BEVEL SIDING

GRADE	SIZE	KD	GRN	PATTERN
A & Better (10-15% B)	1/2X4	•		Bevel Siding WR-161, Resawn Face or Smooth Face
	1/2X6	•		Bevel Siding WR-161, Resawn Face or Smooth Face
	1/2X8	•		Bevel Siding WR-161, Resawn Face or Smooth Face
	1/2X6	•		Bevel Siding WR-161, Resawn, Smooth or Combed Face Finger Jointed, Primed
	1/2X8	•		Bevel Siding WR-161, Resawn, Smooth or Combed Face Finger Jointed, Primed
	1 1/16X6	•		Bevel Siding WR-165, Resawn Face or Smooth Face
	1 1/16X8	•		Bevel Siding WR-165, Resawn Face
	3/4X8	•		Bevel Siding WR-165, Resawn Face
	3/4X10	•		Bevel Siding WR-165, Resawn Face
"A"	3/4X8	•		Bevel Siding WR-165, Smooth Face, Resawn Back
	3/4X10	•		Bevel Siding WR-165, Smooth Face, Resawn Back
CVG	1/2X6	•		Bevel Siding WR-161, Resawn Face or Smooth Face
	1/2X8	•		Bevel Siding WR-161, Resawn Face or Smooth Face
	3/4X8	•		Bevel Siding WR-165, Resawn Face or Smooth Face
	3/4X10	•		Bevel Siding WR-165, Resawn Face or Smooth Face

T&G DECKING

GRADE	SIZE	KD	GRN	PATTERN
Commercial Or Select	2X6	•		T&G Decking, WC-200
	3X6	•		T&G Decking, WC-305A
	4X6	•		T&G Decking, WC-405A



6

WESTERN RED CEDAR

PLANKS AND TIMBERS

GRADE	SIZE	AD/KD	GRN	S4S	RGH	RESAWN OR SAW SIZED
#2 & Better Appearance	3X4	•	•	•	•	•
	3X6	•	•	•	•	•
	3X8	•	•	•	•	•
	3X10	•	•	•	•	•
	3X12	•	•	•	•	•
	3X14	•	•	•	•	•
	4X4	•	•	•	•	•
	4X6	•	•	•	•	•
	4X8	•	•	•	•	•
	4X10	•	•	•	•	•
	4X12	•	•	•	•	•
	4X14	•	•	•	•	•
	6X6	•	•	•	•	•
	6X8	•	•	•	•	•
	6X10	•	•	•	•	•
	6X12	•	•	•	•	•
	6X14	•	•	•	•	•
Post Grade	4X4		•	•		
C & Better (10-15%D)	3X4	•	•	•	•	•
	3X6	•	•	•	•	•
	3X8	•	•	•	•	•
	3X10	•	•	•	•	•
	3X12	•	•	•	•	•
	3X14	•	•	•	•	•
	4X4	•	•	•	•	•
	4X6	•	•	•	•	•
	4X8	•	•	•	•	•
	4X10	•	•	•	•	•
	4X12	•	•	•	•	•
	4X14	•	•	•	•	•
	6X6	•	•	•	•	•
	6X8	•	•	•	•	•
	6X10	•	•	•	•	•
	6X12	•	•	•	•	•
	6X14	•	•	•	•	•

WESTERN RED CEDAR

PLANKS AND TIMBERS

GRADE	SIZE	AD/KD	GRN	S4S	RGH	RESAWN OR SAW SIZED
401-R List (Clear Export Grade)	3X4	•	•	•	•	•
	3X6	•	•	•	•	•
	3X8	•	•	•	•	•
	3X10	•	•	•	•	•
	3X12	•	•	•	•	•
	3X14	•	•	•	•	•
	4X4	•	•	•	•	•
	4X6	•	•	•	•	•
	4X8	•	•	•	•	•
	4X10	•	•	•	•	•
	4X12	•	•	•	•	•
	4X14	•	•	•	•	•
	6X6	•	•	•	•	•
	6X8	•	•	•	•	•
	6X10	•	•	•	•	•
	6X12	•	•	•	•	•
6X14	•	•	•	•	•	

PANELING

GRADE	SIZE	PATTERN
Tight Knot <small>WCLB 111E(10-15%111F)</small>	1X4	T&G, Similar to WR-166, Flush Resawn or Vee Smooth Face V2E (1/8" Edge V)
	1X4	T&G, WC-134, Vee Resawn or Vee Smooth Face V4E (1/4" Edge V)
	1X6	T&G, WC-134, Flush Resawn or Vee Smooth Face, V2E (1/4" Edge V)
	1X6	T&G, WC-134, Vee Resawn or Vee Smooth Face V4E (1/4" Edge V)
	1X6	WP-11, Resawn Face
	1X8	T&G, WC-134, Flush Resawn or Vee Smooth Face, V2E (1/4" Edge V)
	1X8	T&G, WC-134, Vee Resawn or Vee Smooth Face V4E (1/4" Edge V)
	1X8	WP-11, Resawn Face



8

WESTERN RED CEDAR

PANELING

GRADE	SIZE	PATTERN
A & Better (10-15% B)	7/16X4	T&G, WC-144, Flush Resawn or Vee Smooth Face V2E(1/8" Edge V)
	7/16X6	T&G, WC-144, Flush Resawn or Vee Smooth Face V2E(1/8" Edge V)
	7/16X4	T&G, WC-144, Flush Resawn or Vee Smooth Face V2E(1/8" Edge V) End Matched (3'-7')
	7/16X6	T&G, WC-144, Flush Resawn or Vee Smooth Face V2E(1/8" Edge V) End Matched (3'-7')
	1X4	T&G, Similar to WR-166, Flush Resawn or Vee Smooth Face V2E (1/8" Edge V)
	1X6	T&G, Similar to WR-166, Flush Resawn or Vee Smooth Face V2E (1/8" Edge V)
	1X4	T&G, WC-134, Vee Resawn or Vee Smooth Face V4E (1/4" Edge V)
	1X6	T&G, WC-134, Vee Resawn or Vee Smooth Face V4E (1/4" Edge V)
	1X8	T&G, WC-134, Flush Resawn or Vee Smooth Face V2E(1/4" Edge V)
	1X8	T&G, WC-134, Vee Resawn or Vee Smooth Face V4E (1/4" Edge V)

All Fencing items can be Dog Eared or Pointed upon request.

FENCING (All fencing items are minimum 11/16" thick S1S2E)

GRADE	SIZE	KD	GRN	FLAT TOP	DOG EARED
#2 No Hole	1X2X4'		•	•	
	1X3X3'		•	•	
	1X3X4'		•	•	
	1X3X5'		•	•	
	1X3X6'		•	•	
	1X4X3'		•	•	
	1X4X4'		•	•	
	1X4X5'		•	•	
	1X4X6'		•	•	
	1X6X3'		•	•	
	1X6X4'		•	•	
	1X6X5'		•	•	
	1X6X6'		•	•	•
	1X8X3'		•	•	
	1X8X4'		•	•	
	1X8X5'		•	•	
	1X8X6'		•	•	
	1X10 (3'-6')		•	•	
	1X12 (3'-6')		•	•	
Book 2	1X6X6'		•	•	•
#3 & Better No Hole	1X6X6'		•	•	•

BENDERBOARD

GRADE	SIZE	KD	GRN
Tight Knot	1/4X4"		•
Clear	1/4X4"		•

FINISH

GRADE	SIZE	KD	S4S	RGH	PATTERNS
C & Better	1X3 - 1X12	•	•	•	
VG & FG	5/4X4 - 5/4X12	•	•	•	
	2X3 - 2X12	•	•	•	
C & Better	1X3 - 1X8	•			T&G (various options)
VG & FG	1X3 - 1X8	•			Flooring
	1X3 - 1X8	•			Combination Ceiling -
	5/4X12	•			Edge & Center Vee
					Stepping
C & Better	3X6 - 3X12	•	•	•	
VG & FG	4X6 - 4X12	•	•	•	
DMG	1X4 - 1X12	•	•		
	5/4X4 - 5/4X12	•	•		
	2X4 - 2X12	•	•		

DIMENSION

GRADE	SIZE	KD	GRN	S4S	RGH	RESAWN
Standard & Better	2X4 (22-24')	•	•	•		
#2 & Better	2X6 (22-30')	•	•	•		
	2X8 (22-30')	•	•	•		
	2X10 (22-30')	•	•	•		
	2X12 (22-30')	•	•	•		
	2X14 (22-30')	•	•	•		
#2 & Better	2X6 (R/L)	•	•	•	•	•
	2X8 (R/L)	•	•	•	•	•
	2X10 (R/L)	•	•	•	•	•
	2X12 (R/L)	•	•	•	•	•
	2X14 (R/L)	•	•	•	•	•

SCAFFOLD PLANK

WCLB Para:171-B	2X10 (8-20')		•	•	•	
	2X12 (8-20')		•	•	•	

PLANKS AND TIMBERS

GRADE	SIZE	KD	GRN	S4S	ROUGH	RESAWN
Standard & Better	3X4 (8-24')	•	•	•	•	•
#2 & Better	3X6 (8-24')	•	•	•	•	•
	3X8 (8-24')	•	•	•	•	•
	3X10 (8-24')	•	•	•	•	•
	3X12 (8-24')	•	•	•	•	•
Standard & Better	4X4 (8-24')	•	•	•	•	•
#2 & Better	4X6 (8-24')	•	•	•	•	•
	4X8 (8-24')	•	•	•	•	•
	4X10 (8-24')	•	•	•	•	•
	4X12 (8-24')	•	•	•	•	•
	4X14 (8-24')	•	•	•	•	•
	4X16 (8-24')	•	•	•	•	•
Standard & Better	6X6 (8-24')	•	•	•	•	•
#2 & Better	6X8 (8-24')	•	•	•	•	•
	6X10 (8-24')	•	•	•	•	•
	6X12 (8-24')	•	•	•	•	•
	6X14 (8-24')	•	•	•	•	•
	6X16 (8-24')	•	•	•	•	•

ALL ABOVE TIMBERS AVAILABLE IN #1&BETTER, F.O.H.C., FOR APPEARANCE AND IN LARGER SIZES.

DOUGLAS FIR OR HEM/FIR T&G DECKING

GRADE	SIZE	KD	PATTERN
Commercial	2X6	•	T&G Decking, WC-200, Random Lengths
Or Select	3X6	•	T&G Decking, WC-305A, Random Lengths
	4X6	•	T&G Decking, WC-405A, Random Lengths

(For T&G Patterns, see Page 5)

LONGER LENGTHS AVAILABLE ON ALL DOUGLAS FIR ITEMS.

ALASKAN YELLOW CEDAR

11

GRADE	SIZE	KD	GRN	S4S	RGH
C & Better	1X2 - 1X12	•	•	•	•
	2X2 - 2X12	•	•	•	•
Tight Knot	1X2 - 1X12	•	•	•	•
	2X2 - 2X12	•	•	•	•
#2 & Better	4X4 Wider & Thicker		•	•	•
C & Better	4X4 Wider & Thicker	----- per availability of logs-----			

Kuzman Forest Products sources, sells and remanufactures assorted sizes, grades and patterns of Alaskan Yellow Cedar lumber. Kuzman can run the above Alaskan Yellow Cedar lumber to any West Coast pattern, or match custom patterns from years past.

REDWOOD FINISH & TIMBERS

		KD	GRN	S4S	RGH	PATTERNS
GRADES:	Clear All Heart Vertical Grain (No Sapwood)					
	Clear All Heart (No Sapwood)					
	Clear Vertical Grain (Allows Sapwood)					
	Clear Eye (Allows Sapwood)					
	Heart B (No Sapwood)					
	B Grade (Allows Sapwood)					
	Construction Heart (No Sapwood)					
SIZES:	1X2 - 1X12	•	•	•	•	•
	5/4X4 - 5/4X12	•	•	•	•	•
	2X2 - 2X12	•	•	•	•	•
	4X4 Wider		•	•	•	
	& Thicker					

Kuzman Forest Products sources, sells and remanufactures assorted sizes, grades and patterns of Redwood lumber. Kuzman can run the above Redwood lumber to any Redwood or West Coast pattern, or match custom patterns from years past.

PONDEROSA PINE

1X6 #2 & Better Kiln Dried T&G V2E, 1/4" Edge Vee Smooth Face, Flush Smooth Back Random Length 6'-16', Even Only

ADDITIONAL PATTERNS

Combination Ceiling



Fineline



WC-116



WC-117



WP-2



Log Cabin Siding,
No Reveal



Log Cabin Siding,
With Reveal

